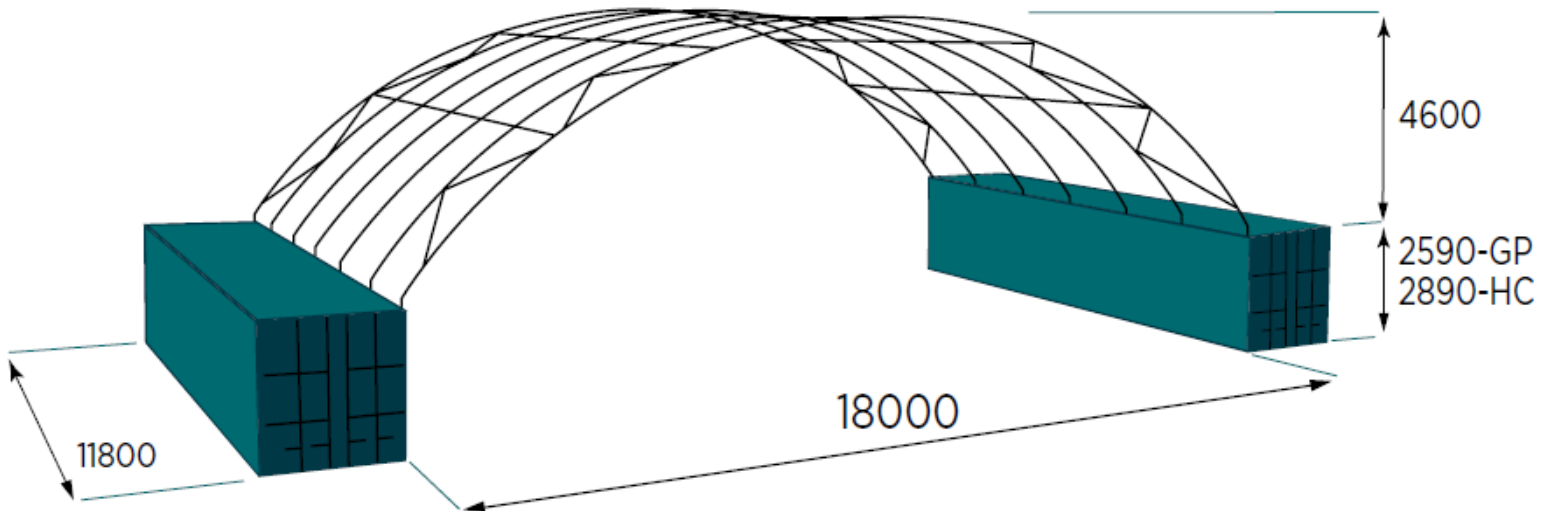





## 18m Dome Shelter



\*Standard lengths are 6m and 12m.  
Custom sizes (widths, lengths and heights) are also available.



- 10 year structural warranty on frame and cover
- Galvanised steel frame and bracing
- Engineer certified to Wind Regions A, B, C or D
- Certified to leave cover on in winds up to 300km per hour
- All Dome Shelters are engineer certified to terrain category 2, level of importance 2, as per AS/NZS 1170.2.2011
- Designed and manufactured in Australia, using Australian products
- Australian made Canvacon 7000E PE fabric cover (white/silver as standard for temperature control)
- Full or partial end wall available for one or both ends
- Easy to read assembly instructions for DIY installation
- Full installation service available, or supervisor only installation service also available
- Certified to be container mounted, ground mounted or post mounted.